



HOW TO REGISTER ON THE WEBSITE

Contents

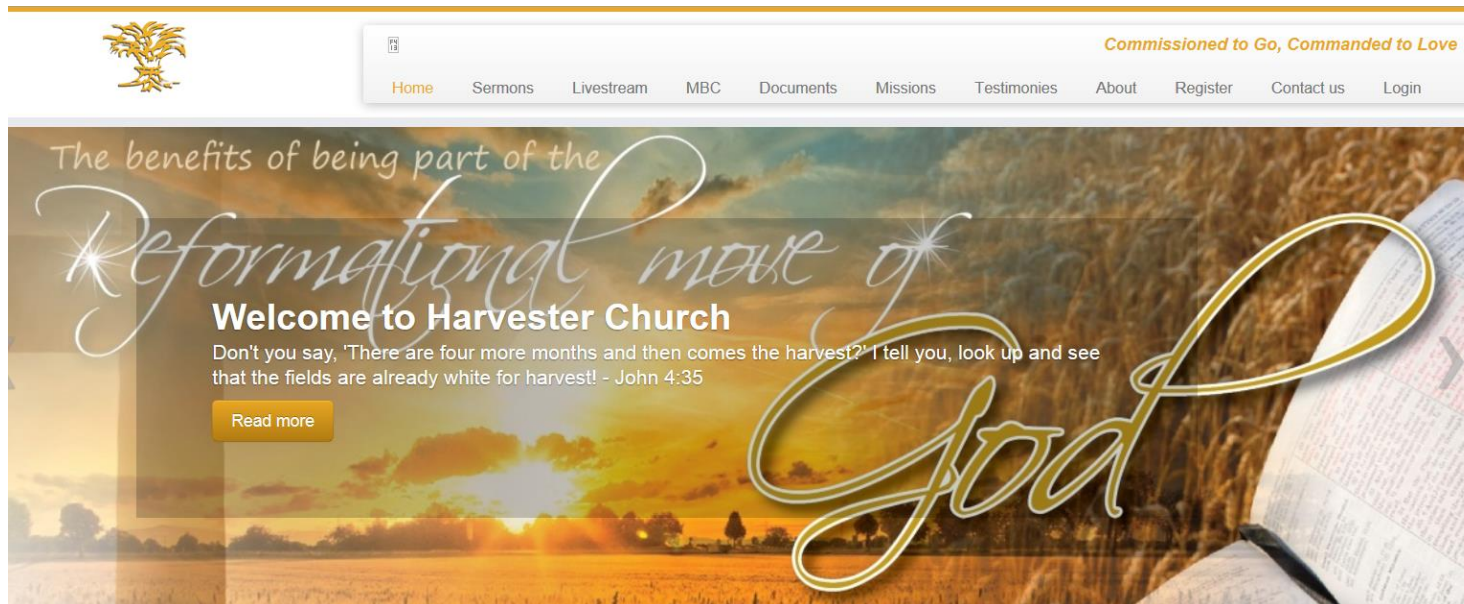
Navigate to the website.....	3
REGISTER NOW!.....	4
REGISTRATION PROCESS.....	6
LOGGING IN.....	9

NAVIGATE TO THE WEBSITE

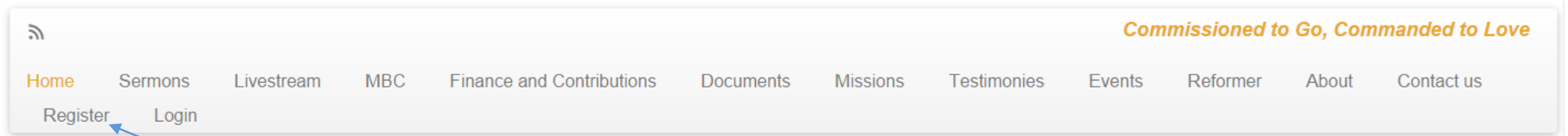
Navigate to the website

You will need to open up the internet browser called Safari (on the PC in church that the scribes uses) and navigate to www.harvesterchurch.net

You will be greeted with the home page

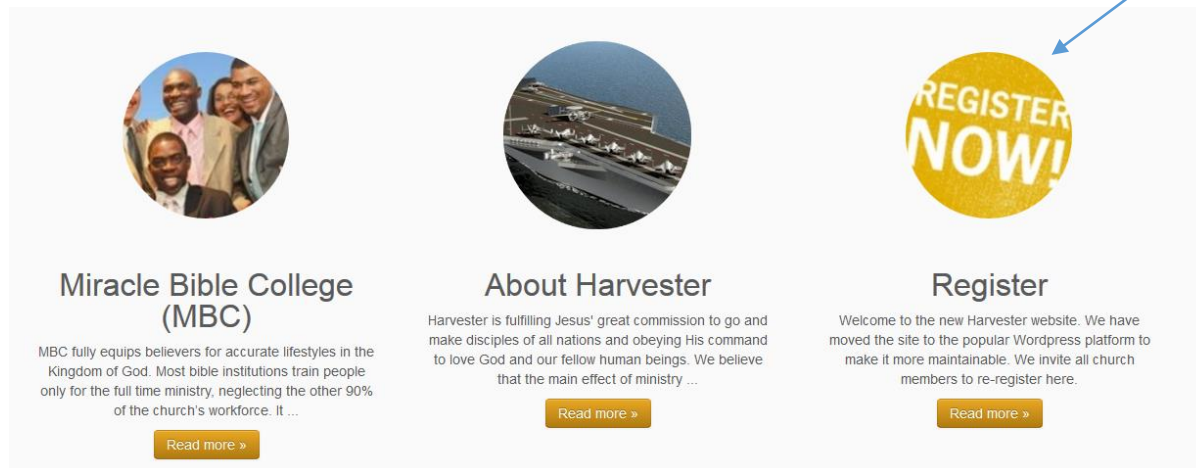


REGISTER NOW!



There are two places where you can click in order to start the registration process.

You can either click on the top menu on **Register** or you can scroll down the page and click on the image that says Register Now!



REGISTRATION PROCESS

You will be taken to the Registration page.

Please enter a **Username** – This is the name that you will use to log onto the website.

Please provide a **password** that you want to associate with the username for this website and kindly enter the password **again**.

The screenshot shows a registration form titled "Register" with a breadcrumb "Home » Register". Below the title is a welcome message: "Welcome to the new Harvester website. We have moved the site to the popular WordPress platform to make it more maintainable. We invite all church members to re-register here." A green-bordered box contains the instruction: "Please enter a Username to create an account. If you already have an account [please login](#) before completing this form." The form has three input fields: "Username" (containing "SampleUser"), "Password", and "Confirm Password", both containing masked characters. A "Check Availability" button is next to the Username field. A note below the password fields states: "Punctuation is not allowed in a Username with the exception of periods, hyphens and underscores." and "Provide a password for the new account in both fields." Blue arrows from the text box on the left point to the Username, Password, and Confirm Password fields.

REGISTRATION PROCESS

Please enter your **First Name**

As well as your **Last Name**

Please enter your **Contact details**

as well as your **Address details**

Please select your **Country** as well as your **Province / State.**

as well as **birthday details**

First Name *	Sample
Last Name *	User
Phone-Mobile (Primary)	021 555 1234
Email (Primary) *	sample@user.co.za
Website	Home
Street Address (Home)	1 Adderley Street
City (Home)	Cape Town
Postal Code (Home)	8000
Country (Home)	South Africa
Province / State (Home)	Western Cape
My birthday is on	2014-08-20 (clear)

REGISTRATION PROCESS

The image shows a registration form with several fields and a dropdown menu. Annotations on the left side of the form provide instructions for each field. The form includes radio buttons for gender, foundational information, and baptism status. A text box is provided for the user's function in the church. There are checkboxes for preferred communication methods (Phone, Email, Postal Mail, SMS, Fax). A dropdown menu for 'Harvester Church' is open, showing a list of church locations. A 'Save' button is highlighted with a checkmark.

Please enter your **gender**

As well as some **foundational information**.

Please enter where you are currently **functioning** in your church.

Please indicate the **preferred method** in which you would like to be contacted by the church.

Please select the **Harvester Church** that you belong to from this list.

Click on **Save**

You can scroll down the list to select the Church name or type to search for yours.

Gender Female Male

I have completed the Foundational Information Yes No *
I have been baptised in the Church Yes No
I have been baptised in the Church Yes No *

My function in the church

Preferred Communication Phone
 Email
 Postal Mail
 SMS
 Fax

Which Harvester Church do you attend?
- select -

Not in Harvester
Birmingham, UK (Graham Unsworth)
Canada (Onesime Kubanay)
Cape Town
Citrusdal
ClanWilliam
Delboortshoop
- select -

Save Cancel

REGISTRATION PROCESS

You will then receive confirmation of your registration status and it will provide a summary of the details that you have provided.

Home » Register
This entry was posted on 2013/10/31 by admin.

Web Registration - Sample User

Thank you. Your information has been saved.

First Name	Sample
Last Name	User
Phone-Mobile (Primary)	021 555 1234
Email (Primary)	sample@user.co.za
Website	
Street Address (Home)	1 Adderley Street
City (Home)	Cape Town
Postal Code (Home)	8000
Country (Home)	South Africa
Province / State (Home)	WC
My birthday is on	20 August 2014
Gender	Female
I have completed the Foundation Course	No
I have been baptised in water	No
I have been baptised in the Holy Spirit	No
My function in the church	worship leader
Preferred Communication	Phone,Email

LOGGING IN


You will then be taken to the login page.

Your **username** will be prompted based on the username that you chose. If your username does not automatically appear then please enter the one that you registered with.

Enter the **password** that you entered when you registered.

Click on **Log In**.

Please click here if you cannot remember your password and then you will be able to choose a new password.



The screenshot shows the WordPress login interface. At the top center is the WordPress logo. Below it is a white login form with a blue border. The form contains the following elements: a 'Username' label above a text input field containing 'SampleUser'; a 'Password' label above a password input field; a checkbox labeled 'Remember Me'; and a blue 'Log In' button. Below the form are two links: 'Register' and 'Lost your password?'. At the bottom of the page is a link '← Back to Harvester Church'. Blue arrows point from the text boxes on the left to the corresponding elements in the screenshot: from the first text box to the 'SampleUser' input field; from the second text box to the password input field; from the third text box to the 'Log In' button; and from the fourth text box to the 'Lost your password?' link.

LOGGING IN

You will then be taken to the profile page where you can view and update your personal details.

To go to the website from here, please click on **Harvester Church**. This will take you to the website.

You will notice your **Name** and this means that you are logged onto the website.

